











# HEM

UTILITY SCALE MV CENTRAL STRING INVERTER

- 
**FIELD REPLACEABLE UNITS**
- 
**OUTDOOR DURABILITY**
- 
**NEMA 3R / IP54**
- 
**ICOOL 3**
- 
**ACTIVE HEATING**
- 
**3 LEVEL TOPOLOGY**
- 
**ECON MODE**
- 
**NEW RATINGS**

## THE INNOVATIVE MEDIUM VOLTAGE CENTRAL STRING INVERTER


The Power Electronics HEM medium voltage inverter is designed for utility scale solar applications, that require the advantages of a central inverter solution but also the modularity of a string architecture. The HEM can reach up to a nominal power of 3.6MVA, and offers a wide MPPT window. It also has the added advantage of having an integrated medium voltage transformer and switchgear.

Its architecture, composed of six field replaceable units (FRU), is designed to provide the highest availability and optimize yield production. Its use in Utility Scale PV plants provides considerable savings in CAPEX, since having an integrated MV transformer and switchgear reduces the need of additional connections between the LV and MV sides.


Thanks to the Power Electronics iCOOL3 cooling system, the HEM is able to provide IP54 degree of protection with an air cooling system, and as a result reducing OPEX costs.

## ROBUST DESIGN

---



Polymeric Painting



Closed-Cell Insulation



Galvanized Steel | Stainless Steel (Optional)

---

HEM inverter modules have a design life of greater than 30 years of operation in harsh environments and extreme weather conditions. HEM units are tested and ready to withstand conditions from the frozen Siberian tundra to the Californian Death Valley, featuring:

---

Totally sealed electronics cabinet protects electronics against dust and moisture.

---

Conformal coating on electronic boards shields PCBs from harsh atmospheres.

---

Temperature and humidity controlled active heating prevents internal water condensation.

---

C4 degree of protection according to ISO 12944.  
Up to C5-M optional.

---

Closed-Cell insulation panel isolates the cabinet from solar heat gains.

---

Roof cover designed to dissipate solar radiation, reduce heat build-up and avoid water leakages.

---

The solid HEM structure avoids the need of additional external structures.

---

Random units selected to pass a Factory Water Tightness Test ensuring product quality.

---

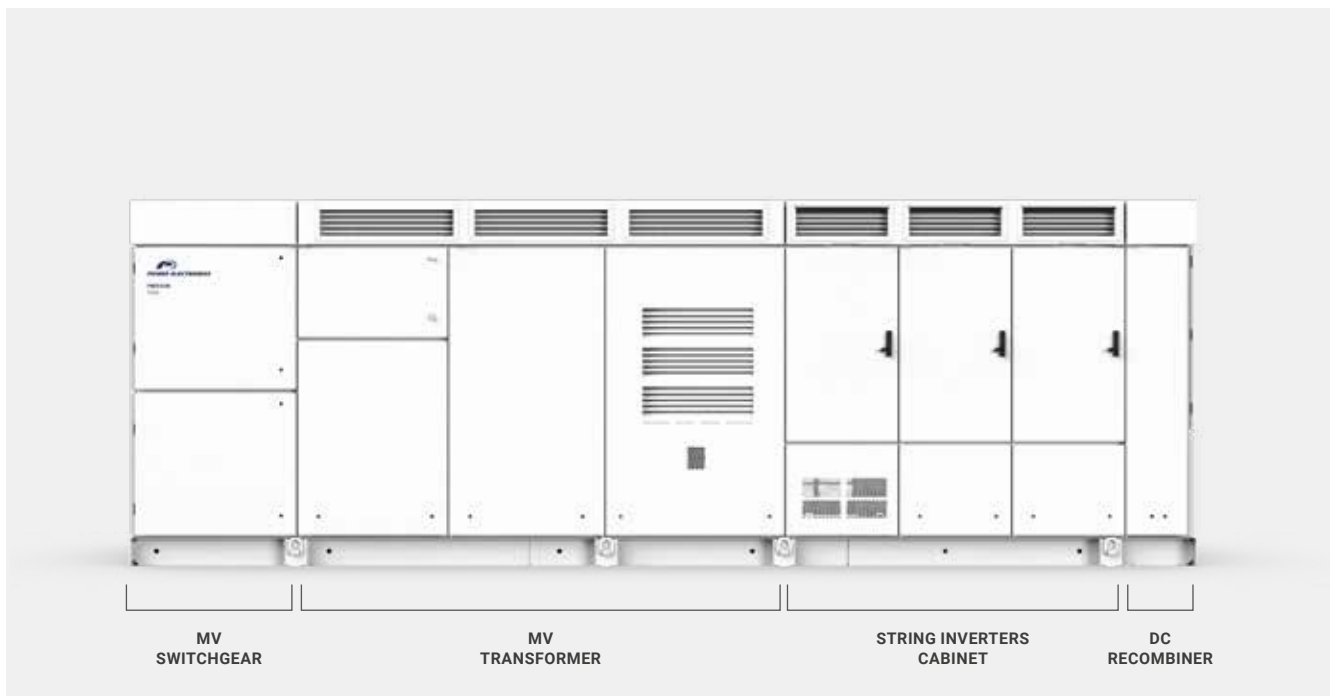
NEMA 3R / IP54.

---

## REAL TURN-KEY SOLUTION - EASY TO SERVICE

With the HEM, Power Electronics offers a real turn-key solution, including the MV transformer and switchgear fully assembled and tested at the factory. The HEM is a compact turn-key solution that will reduce site design, installation and connection costs.

By providing full front access the HEM series simplifies the maintenance tasks, reducing the MTTR (and achieving a lower OPEX). The total access allows a fast swap of the FRUs without the need of qualified technical personnel.



## STRING CONCEPT POWER STAGES

The HEM combines the advantages of a central inverter with the modularity of the string inverters. Its power stages are designed to be easily replaceable on the field without the need of advanced technical service personnel, providing a safe, reliable and fast Plug&Play assembly system.


Following the modular philosophy of the Freesun series, the HEM is composed of 6 FRUs (field replaceable units), where all the power stages are physically joined in the DC side and therefore, in the event of a fault, the faulty module is taken off-line and its power is distributed evenly among the remaining functioning FRUs.



## INNOVATIVE COOLING SYSTEM

Based on more than 3 years of experience with our MV Variable Speed Drive, the iCOOL3 is the first air-cooling system allowing IP54 degree of protection in an outdoor solar inverter. iCOOL3 delivers a constant stream of clean air to the FRUs and the MV transformer, being the most effective way

of reaching up to IP54 degree of protection, without having to maintain cumbersome dust filters or having to use liquid-cooling systems, avoiding the commonly known inconveniences of it (complex maintenance, risk of leaks, higher number of components...), therefore resulting in an OPEX cost reduction.

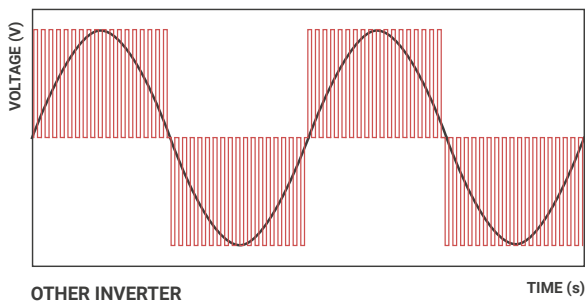


## MULTILEVEL TOPOLOGY

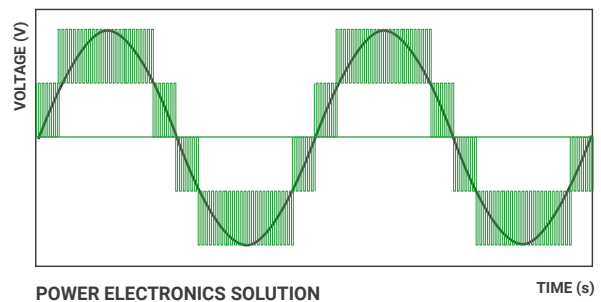
The multilevel IGBT topology is the most efficient approach to manage high DC link voltages and makes the difference in the 1,500 Vdc design. Power Electronics has many years of power design in both inverters and MV drives and the HEM

design is the result of our experience with 3 level topologies. The 3 level IGBT topology reduces stage losses, increases inverter efficiency and minimizes total harmonic distortion.

TWO-LEVEL INVERTER



THREE-LEVEL INVERTER



## VAR AT NIGHT

At night, the HEM inverter can shift to reactive power compensation mode. The inverter can respond to an external dynamic signal, a Power Plant Controller command or pre-set reactive power level (kVAr).

## ACTIVE HEATING

At night, when the unit is not actively exporting power, the inverter can import a small amount of power to keep the inverter internal ambient temperature above -20°C, without using external resistors.

This autonomous heating system is the most efficient and homogeneous way to prevent condensation, increasing the inverters availability and reducing maintenance. **PATENTED**

## ECON MODE

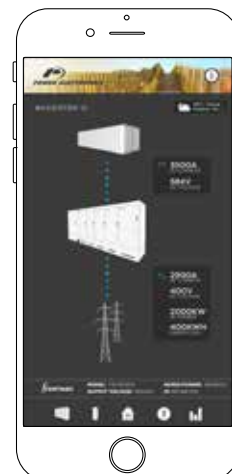
This innovative control mode allows increasing the efficiency of the MV transformer up to 25%, reducing the power consumption of the plant and therefore providing considerable

savings. Available as an optional kit, this feature has a pay-back time of less than a few years, therefore resulting in the increase of the plant lifetime overall revenue.

## EASY TO MONITOR

The Freesun app is the easiest way to monitor the status of our inverters. All our inverters come with built-in wifi, allowing remote connectivity to any smart device for detailed updates and information without the need to open cabinet doors.

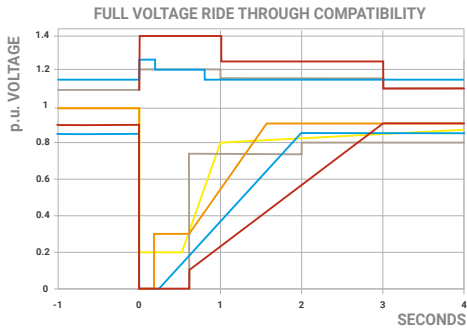
The app user-friendly interface allows quick and easy access to critical information (energy registers, production and events).



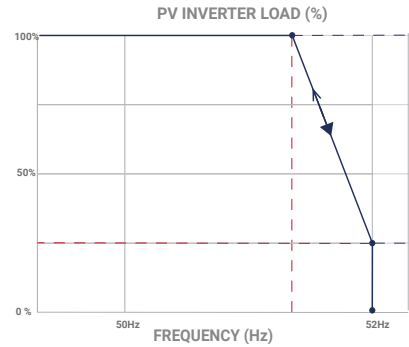
<b>AVAILABLE INFORMATION</b>	Grid and PV field data. Inverter and Power module data (Voltages, currents, power, temperatures, I/O status...) Weather conditions. Alarms and warnings events. Energy registers. Others.
<b>FEATURES</b>	Easy Wireless connection. Comprehensive interface. Real time data. Save and copy settings.
<b>LANGUAGE</b>	English, Spanish.
<b>SYSTEM REQUIREMENTS</b>	iOS or Android devices.
<b>SETTINGS CONTROL</b>	Yes.

## DYNAMIC GRID SUPPORT

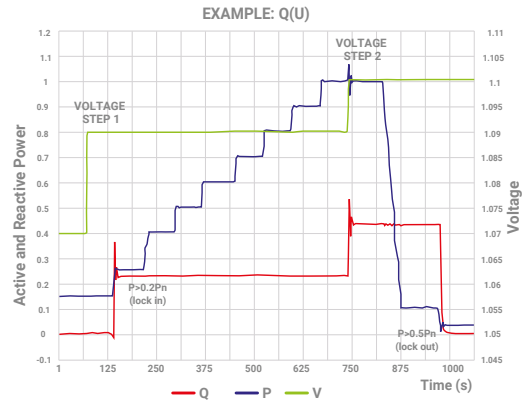
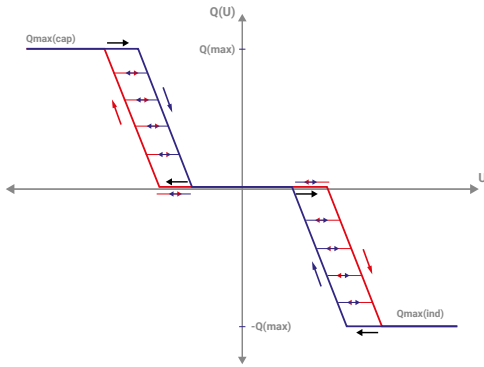
HEM firmware includes the latest utility interactive features (LVRT, OVRT, FRS, FRT, Anti-islanding, active and reactive power curtailment...), and can be configured to meet specific utility requirements.



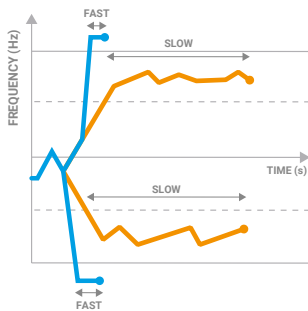
**Low Voltage Ride Through (LVRT or ZVRT).** Inverters can withstand any voltage dip or profile required by the local utility. The inverter can immediately feed the fault with full reactive current, as long as the protection limits are not exceeded.



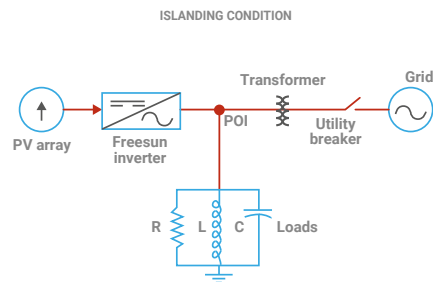
**Frequency Regulation System (FRS).** Frequency droop algorithm curtails the active power along a preset characteristic curve supporting grid stabilization.



**Q(V) curve.** It is a dynamic voltage control function which provides reactive power in order to maintain the voltage as close as possible to its nominal value.



**Frequency Ride Through (FRT).** Freesun solar inverters have flexible frequency protection settings and can be easily adjusted to comply with future requirements.




**Anti-islanding.** This protection combines passive and active methods that eliminates nuisance tripping and reduces grid distortion according to IEC 62116 and IEEE1547.



FRONT VIEW



BACK VIEW



## TECHNICAL CHARACTERISTICS

## HEM

REFERENCE	FS3510M	
<b>OUTPUT</b>	AC Output Power (kVA/kW) @50°C <sup>[1]</sup>	3510
	AC Output Power (kVA/kW) @40°C <sup>[1]</sup>	3630
	Operating Grid Voltage (VAC) <sup>[2]</sup>	34.5kV ±10%
	Operating Grid Frequency (Hz)	50Hz/60Hz
	Current Harmonic Distortion (THDi)	< 3% per IEEE519
	Power Factor (cosine phi) <sup>[3]</sup>	0.5 leading ... 0.5 lagging adjustable / Reactive Power injection at night
<b>INPUT</b>	MPPT @full power (VDC)	934V-1310V
	Maximum DC voltage	1500V
	Number of PV inputs <sup>[2]</sup>	Up to 36
	Number of Freemaq DC/DC inputs <sup>[4]</sup>	Up to 6
	Max. DC continuous current (A) <sup>[4]</sup>	3970
	Max. DC short circuit current (A) <sup>[4]</sup>	6000
<b>EFFICIENCY &amp; AUXILIARY SUPPLY</b>	Efficiency (Max) (η)	98% including MV transformer (preliminary)
	CEC (η)	98% including MV transformer (preliminary)
	Max. Power Consumption (KVA)	20
<b>CABINET</b>	Dimensions [WxDxH] (ft)	21.7 x 7 x 7
	Dimensions [WxDxH] (m)	6.6 x 2.2 x 2.2
	Weight (lb)	30865
	Weight (kg)	14000
	Type of ventilation	Forced air cooling
<b>ENVIRONMENT</b>	Degree of protection	NEMA 3R - IP54
	Permissible Ambient Temperature	-35°C to +60°C / >50°C Active Power derating
	Relative Humidity	4% to 100% non condensing
	Max. Altitude (above sea level) <sup>[5]</sup>	2000m
	Noise level <sup>[6]</sup>	< 79 dBA
<b>CONTROL INTERFACE</b>	Interface	Graphic Display
	Communication protocol	Modbus TCP
	Plant Controller Communication	Optional
	Keyed ON/OFF switch	Standard
<b>PROTECTIONS</b>	Ground Fault Protection	GFDI and Isolation monitoring device
	General AC Protection	MV Switchgear (configurable)
	General DC Protection	Fuses
	Overvoltage Protection	AC, DC Inverter and auxiliary supply type 2
<b>CERTIFICATIONS</b>	Safety	UL 1741, CSA 22.2 No.107.1-01, UL 62109-1, IEC 62109-1, IEC 62109-2
	Compliance	NEC 2014 / NEC 2017 (optional)
	Utility interconnect	IEEE 1547.1-2005 / UL 1741 SA-Sept. 2016

[1] Values at 1.00·Vac nom and cos Φ= 1. Consult Power Electronics for derating curves.

[2] Consult Power Electronics for other configurations.

[3] Consult P-Q charts available:  $Q(kVAR)=\sqrt{(S(kVA))^2-P(kW)^2}$ .

[4] Consult Power Electronics for Freemaq DC/DC connection configurations.

[5] Consult Power Electronics for other altitudes.

[6] Readings taken 1 meter from the back of the unit.

## TECHNICAL CHARACTERISTICS

HEM

REFERENCE	FS3430M	
OUTPUT	AC Output Power (kVA/kW) @50°C <sup>[1]</sup>	3430
	AC Output Power (kVA/kW) @40°C <sup>[1]</sup>	3550
	Operating Grid Voltage (VAC) <sup>[2]</sup>	34.5kV ±10%
	Operating Grid Frequency (Hz)	50Hz/60Hz
	Current Harmonic Distortion (THDi)	< 3% per IEEE519
	Power Factor (cosine phi) <sup>[3]</sup>	0.5 leading ... 0.5 lagging adjustable / Reactive Power injection at night
INPUT	MPPt @full power (VDC)	913V-1310V
	Maximum DC voltage	1500V
	Number of PV inputs <sup>[2]</sup>	Up to 36
	Number of Freemaq DC/DC inputs <sup>[4]</sup>	Up to 6
	Max. DC continuous current (A) <sup>[4]</sup>	3970
	Max. DC short circuit current (A) <sup>[4]</sup>	6000
EFFICIENCY & AUXILIARY SUPPLY	Efficiency (Max) (η)	98% including MV transformer (preliminary)
	CEC (η)	98% including MV transformer (preliminary)
	Max. Power Consumption (KVA)	20
CABINET	Dimensions [WxDxH] (ft)	21.7 x 7 x 7
	Dimensions [WxDxH] (m)	6.6 x 2.2 x 2.2
	Weight (lb)	30865
	Weight (kg)	14000
	Type of ventilation	Forced air cooling
ENVIRONMENT	Degree of protection	NEMA 3R - IP54
	Permissible Ambient Temperature	-35°C to +60°C / >50°C Active Power derating
	Relative Humidity	4% to 100% non condensing
	Max. Altitude (above sea level) <sup>[5]</sup>	2000m
	Noise level <sup>[6]</sup>	< 79 dBA
CONTROL INTERFACE	Interface	Graphic Display
	Communication protocol	Modbus TCP
	Plant Controller Communication	Optional
	Keyed ON/OFF switch	Standard
PROTECTIONS	Ground Fault Protection	GFDI and Isolation monitoring device
	General AC Protection	MV Switchgear (configurable)
	General DC Protection	Fuses
	Overvoltage Protection	AC, DC Inverter and auxiliary supply type 2
CERTIFICATIONS	Safety	UL 1741, CSA 22.2 No.107.1-01, UL 62109-1, IEC 62109-1, IEC 62109-2
	Compliance	NEC 2014 / NEC 2017 (optional)
	Utility interconnect	IEEE 1547.1-2005 / UL 1741 SA-Sept. 2016

[1] Values at 1.00·Vac nom and cos Φ= 1. Consult Power Electronics for derating curves.

[2] Consult Power Electronics for other configurations.

[3] Consult P-Q charts available:  $Q(kVAR)=\sqrt{(S(kVA))^2-P(kW)^2}$ .

[4] Consult Power Electronics for Freemaq DC/DC connection configurations.

[5] Consult Power Electronics for other altitudes.

[6] Readings taken 1 meter from the back of the unit.

## TECHNICAL CHARACTERISTICS

## HEM

REFERENCE	FS3350M	
OUTPUT	AC Output Power (kVA/kW) @50°C <sup>[1]</sup>	3350
	AC Output Power (kVA/kW) @40°C <sup>[1]</sup>	3465
	Operating Grid Voltage (VAC) <sup>[2]</sup>	34.5kV ±10%
	Operating Grid Frequency (Hz)	50Hz/60Hz
	Current Harmonic Distortion (THDi)	< 3% per IEEE519
	Power Factor (cosine phi) <sup>[3]</sup>	0.5 leading ... 0.5 lagging adjustable / Reactive Power injection at night
INPUT	MPPt @full power (VDC)	891V-1310V
	Maximum DC voltage	1500V
	Number of PV inputs <sup>[2]</sup>	Up to 36
	Number of Freemaq DC/DC inputs <sup>[4]</sup>	Up to 6
	Max. DC continuous current (A) <sup>[4]</sup>	3970
	Max. DC short circuit current (A) <sup>[4]</sup>	6000
EFFICIENCY & AUXILIARY SUPPLY	Efficiency (Max) (η)	98% including MV transformer (preliminary)
	CEC (η)	97.5% including MV transformer (preliminary)
	Max. Power Consumption (KVA)	20
CABINET	Dimensions [WxDxH] (ft)	21.7 x 7 x 7
	Dimensions [WxDxH] (m)	6.6 x 2.2 x 2.2
	Weight (lb)	30865
	Weight (kg)	14000
	Type of ventilation	Forced air cooling
ENVIRONMENT	Degree of protection	NEMA 3R - IP54
	Permissible Ambient Temperature	-35°C to +60°C / >50°C Active Power derating
	Relative Humidity	4% to 100% non condensing
	Max. Altitude (above sea level) <sup>[5]</sup>	2000m
	Noise level <sup>[6]</sup>	< 79 dBA
CONTROL INTERFACE	Interface	Graphic Display
	Communication protocol	Modbus TCP
	Plant Controller Communication	Optional
	Keyed ON/OFF switch	Standard
PROTECTIONS	Ground Fault Protection	GFDI and Isolation monitoring device
	General AC Protection	MV Switchgear (configurable)
	General DC Protection	Fuses
	Overvoltage Protection	AC, DC Inverter and auxiliary supply type 2
CERTIFICATIONS	Safety	UL 1741, CSA 22.2 No.107.1-01, UL 62109-1, IEC 62109-1, IEC 62109-2
	Compliance	NEC 2014 / NEC 2017 (optional)
	Utility interconnect	IEEE 1547.1-2005 / UL 1741 SA-Sept. 2016

[1] Values at 1.00·Vac nom and cos Φ= 1. Consult Power Electronics for derating curves.

[2] Consult Power Electronics for other configurations.

[3] Consult P-Q charts available:  $Q(kVAR)=\sqrt{(S(kVA))^2-P(kW)^2}$ .

[4] Consult Power Electronics for Freemaq DC/DC connection configurations.

[5] Consult Power Electronics for other altitudes.

[6] Readings taken 1 meter from the back of the unit.

## TECHNICAL CHARACTERISTICS

HEM

REFERENCE	FS3270M	
OUTPUT	AC Output Power (kVA/kW) @50°C <sup>[1]</sup>	3270
	AC Output Power (kVA/kW) @40°C <sup>[1]</sup>	3380
	Operating Grid Voltage (VAC) <sup>[2]</sup>	34.5kV ±10%
	Operating Grid Frequency (Hz)	50Hz/60Hz
	Current Harmonic Distortion (THDi)	< 3% per IEEE519
	Power Factor (cosine phi) <sup>[3]</sup>	0.5 leading ... 0.5 lagging adjustable / Reactive Power injection at night
INPUT	MPPt @full power (VDC)	870V-1310V
	Maximum DC voltage	1500V
	Number of PV inputs <sup>[2]</sup>	Up to 36
	Number of Freemaq DC/DC inputs <sup>[4]</sup>	Up to 6
	Max. DC continuous current (A) <sup>[4]</sup>	3970
	Max. DC short circuit current (A) <sup>[4]</sup>	6000
EFFICIENCY & AUXILIARY SUPPLY	Efficiency (Max) (η)	98% including MV transformer (preliminary)
	CEC (η)	98% including MV transformer (preliminary)
	Max. Power Consumption (KVA)	20
CABINET	Dimensions [WxDxH] (ft)	21.7 x 7 x 7
	Dimensions [WxDxH] (m)	6.6 x 2.2 x 2.2
	Weight (lb)	30865
	Weight (kg)	14000
	Type of ventilation	Forced air cooling
ENVIRONMENT	Degree of protection	NEMA 3R - IP54
	Permissible Ambient Temperature	-35°C to +60°C / >50°C Active Power derating
	Relative Humidity	4% to 100% non condensing
	Max. Altitude (above sea level) <sup>[5]</sup>	2000m
	Noise level <sup>[6]</sup>	< 79 dBA
CONTROL INTERFACE	Interface	Graphic Display
	Communication protocol	Modbus TCP
	Plant Controller Communication	Optional
	Keyed ON/OFF switch	Standard
PROTECTIONS	Ground Fault Protection	GFDI and Isolation monitoring device
	General AC Protection	MV Switchgear (configurable)
	General DC Protection	Fuses
	Overvoltage Protection	AC, DC Inverter and auxiliary supply type 2
CERTIFICATIONS	Safety	UL 1741, CSA 22.2 No.107.1-01, UL 62109-1, IEC 62109-1, IEC 62109-2
	Compliance	NEC 2014 / NEC 2017 (optional)
	Utility interconnect	IEEE 1547.1-2005 / UL 1741 SA-Sept. 2016

[1] Values at 1.00·Vac nom and cos Φ= 1. Consult Power Electronics for derating curves.

[2] Consult Power Electronics for other configurations.

[3] Consult P-Q charts available:  $Q(kVar)=\sqrt{(S(kVA))^2-P(kW)^2}$ .

[4] Consult Power Electronics for Freemaq DC/DC connection configurations.

[5] Consult Power Electronics for other altitudes.

[6] Readings taken 1 meter from the back of the unit.

## TECHNICAL CHARACTERISTICS

**HEM**

REFERENCE	FS3190M	
<b>OUTPUT</b>	AC Output Power (kVA/kW) @50°C <sup>[1]</sup>	3190
	AC Output Power (kVA/kW) @40°C <sup>[1]</sup>	3300
	Operating Grid Voltage (VAC) <sup>[2]</sup>	34.5kV ±10%
	Operating Grid Frequency (Hz)	50Hz/60Hz
	Current Harmonic Distortion (THDi)	< 3% per IEEE519
	Power Factor (cosine phi) <sup>[3]</sup>	0.5 leading ... 0.5 lagging adjustable / Reactive Power injection at night
<b>INPUT</b>	MPPT @full power (VDC)	849V-1310V
	Maximum DC voltage	1500V
	Number of PV inputs <sup>[2]</sup>	Up to 36
	Number of Freemaq DC/DC inputs <sup>[4]</sup>	Up to 6
	Max. DC continuous current (A) <sup>[4]</sup>	3970
	Max. DC short circuit current (A) <sup>[4]</sup>	6000
<b>EFFICIENCY &amp; AUXILIARY SUPPLY</b>	Efficiency (Max) (η)	98% including MV transformer (preliminary)
	CEC (η)	98% including MV transformer (preliminary)
	Max. Power Consumption (KVA)	20
<b>CABINET</b>	Dimensions [WxDxH] (ft)	21.7 x 7 x 7
	Dimensions [WxDxH] (m)	6.6 x 2.2 x 2.2
	Weight (lb)	30865
	Weight (kg)	14000
	Type of ventilation	Forced air cooling
<b>ENVIRONMENT</b>	Degree of protection	NEMA 3R - IP54
	Permissible Ambient Temperature	-35°C to +60°C / >50°C Active Power derating
	Relative Humidity	4% to 100% non condensing
	Max. Altitude (above sea level) <sup>[5]</sup>	2000m
	Noise level <sup>[6]</sup>	< 79 dBA
<b>CONTROL INTERFACE</b>	Interface	Graphic Display
	Communication protocol	Modbus TCP
	Plant Controller Communication	Optional
	Keyed ON/OFF switch	Standard
<b>PROTECTIONS</b>	Ground Fault Protection	GFDI and Isolation monitoring device
	General AC Protection	MV Switchgear (configurable)
	General DC Protection	Fuses
	Overvoltage Protection	AC, DC Inverter and auxiliary supply type 2
<b>CERTIFICATIONS</b>	Safety	UL 1741, CSA 22.2 No.107.1-01, UL 62109-1, IEC 62109-1, IEC 62109-2
	Compliance	NEC 2014 / NEC 2017 (optional)
	Utility interconnect	IEEE 1547.1-2005 / UL 1741 SA-Sept. 2016

[1] Values at 1.00·Vac nom and cos Φ= 1. Consult Power Electronics for derating curves.

[2] Consult Power Electronics for other configurations.

[3] Consult P-Q charts available:  $Q(kVAR)=\sqrt{(S(kVA))^2-P(kW)^2}$ .

[4] Consult Power Electronics for Freemaq DC/DC connection configurations.

[5] Consult Power Electronics for other altitudes.

[6] Readings taken 1 meter from the back of the unit.